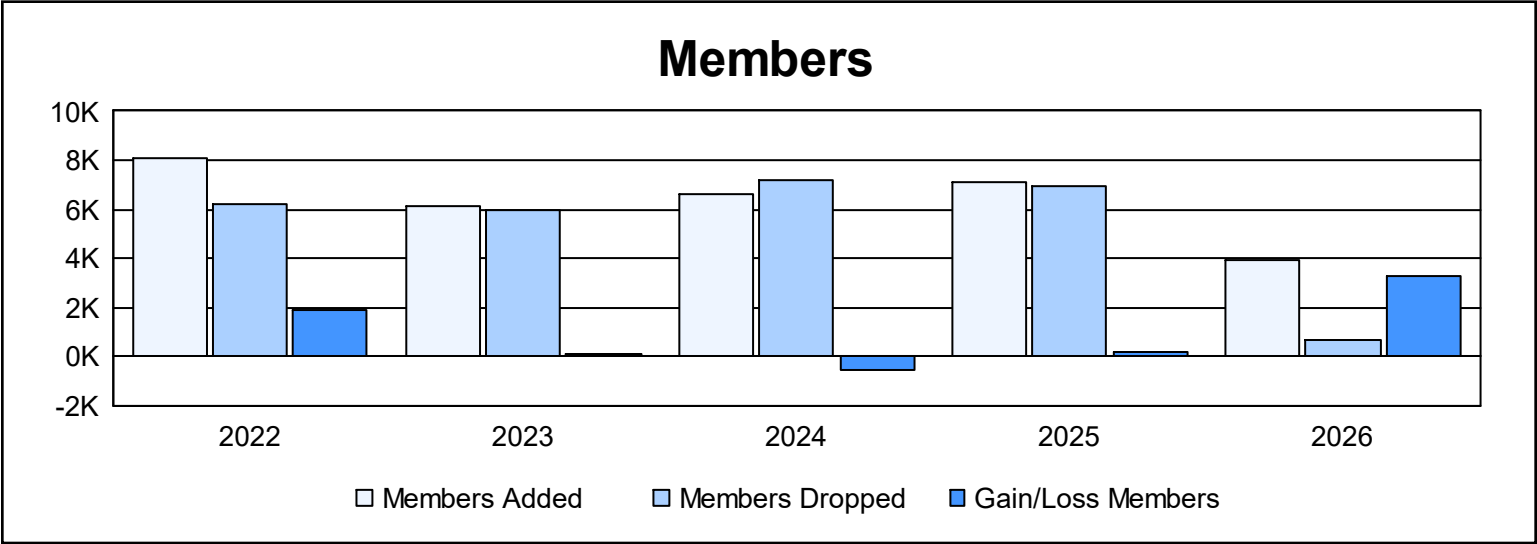
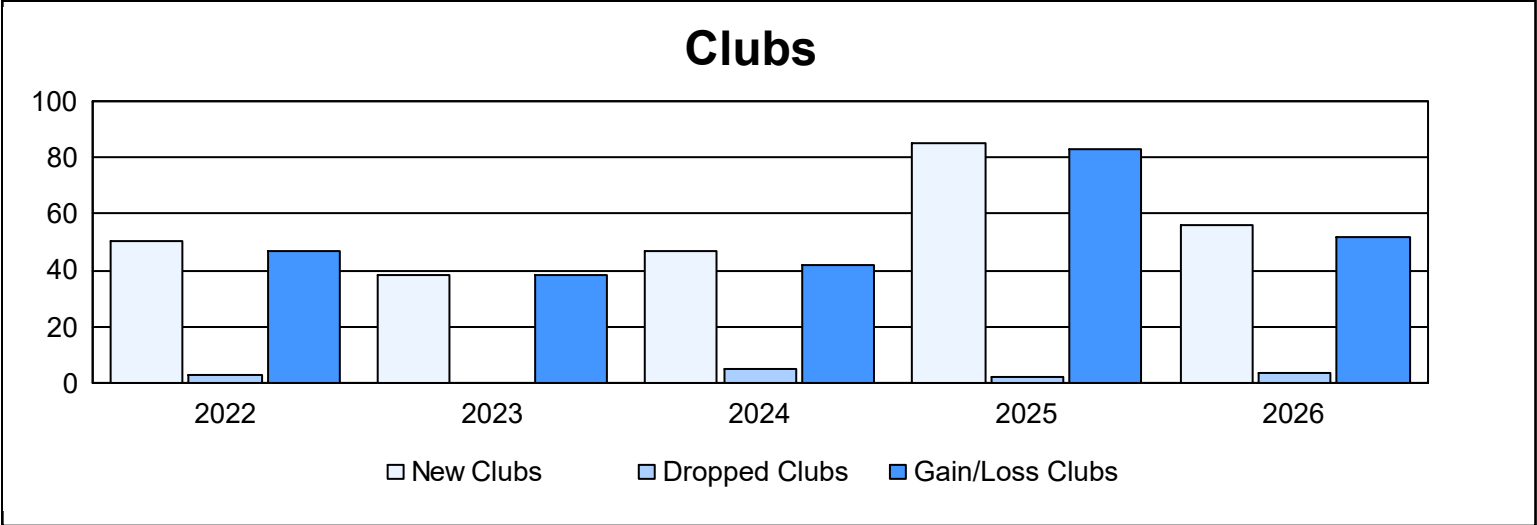
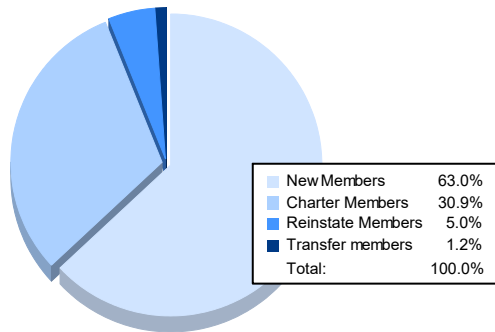


Year	New Clubs	Dropped Clubs	Gain/ Loss Clubs	New Members	Charter Members	Reinstate Members	Transfer Members	Total Member Added	Total Members Dropped	Gain/ Loss Members
2021-2022	50	3	47	5,001	1,679	1,304	115	8,099	6,201	1,898
2022-2023	38	0	38	3,870	1,178	844	205	6,097	5,988	109
2023-2024	47	5	42	3,687	1,465	1,274	187	6,613	7,184	-571
2024-2025	85	2	83	3,910	2,069	882	217	7,078	6,919	159
2025-2026	56	4	52	2,465	1,207	195	45	3,912	648	3,264
Average	55	3	52	3,787	1,520	900	154	6,360	5,388	972



## Membership Composition September 2025 Cumulative



## Gender Composition September 2025 Cumulative

